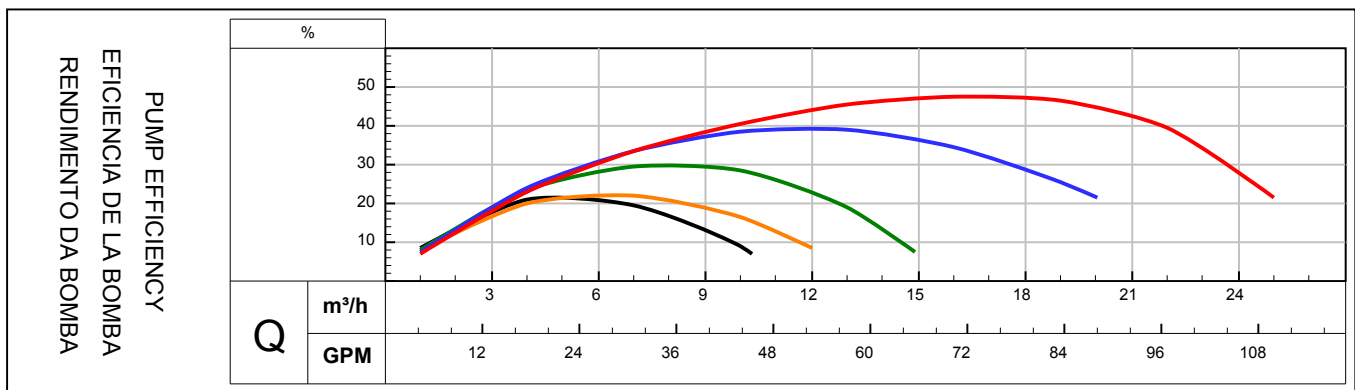
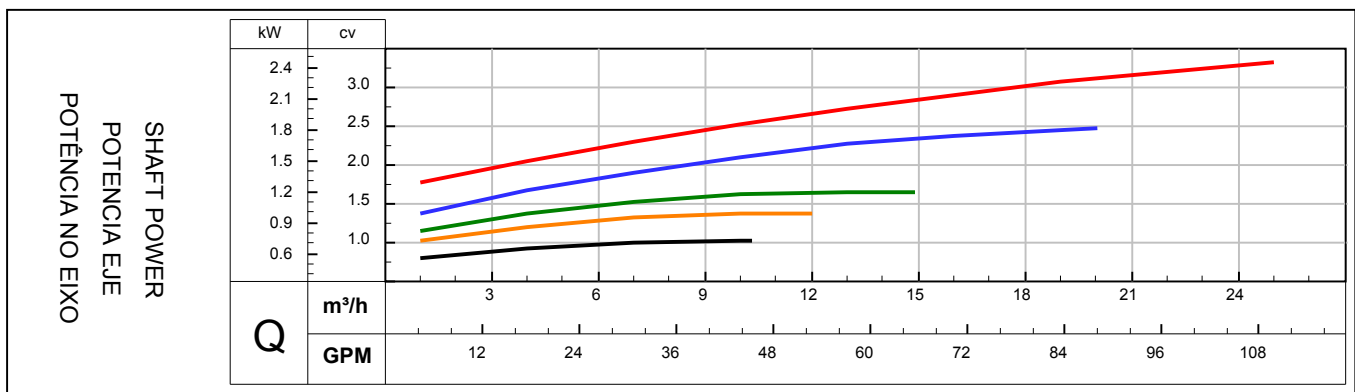
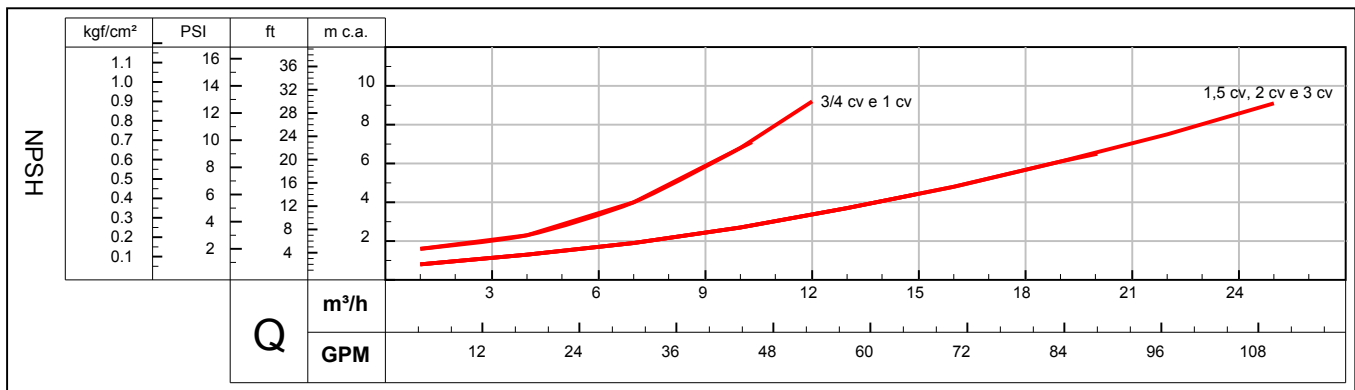
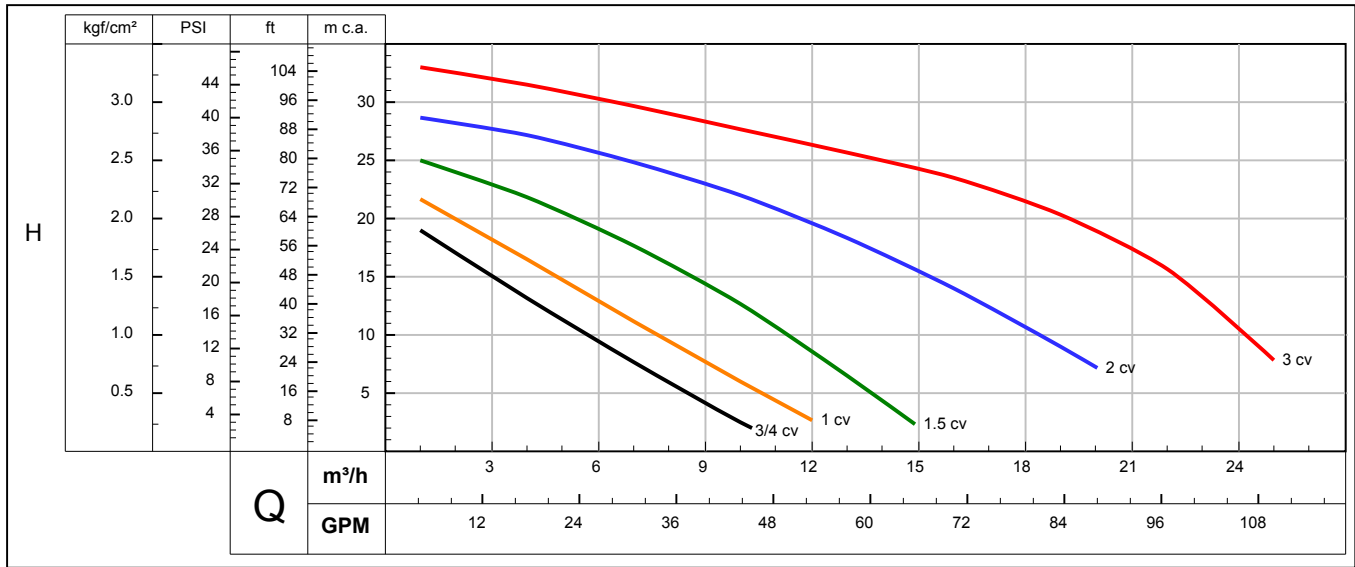


| | | | | | | | |
|-----------------------------|--------|----------------------------------|------------|----------|-----------|---------|---------|
| Sucção/Succión/Suction | 1 1/2" | Potência/Potencia/Power [kW(cv)] | 0,55 (3/4) | 0,75 (1) | 1,1 (1,5) | 1,5 (2) | 2,2 (3) |
| Recalque/Descarga/Discharge | 1 1/2" | Rotor/Impulsor/Impeller (mm) | 132 | 135 | 135 | 135 | 136 |



| | | | | | | | |
|-----------------------------|----|----------------------------------|------------|----------|-----------|---------|---------|
| Sucção/Succión/Suction | 2" | Potência/Potencia/Power [kW(cv)] | 0,55 (3/4) | 0,75 (1) | 1,1 (1,5) | 1,5 (2) | 2,2 (3) |
| Recalque/Descarga/Discharge | 2" | Rotor/Impulsor/Impeller (mm) | 118 | 118 | 118 | 118 | 128 |

